

Suggested Uses for the Alphabet Charts

Title: Suggested Activities for Using the Alphabet Chart

Purpose: The purpose of these activities is to support children in their ability to be flexible in recognizing letters. Before children can read, they must first understand that words are made of sequences and patterns of letters and sounds.

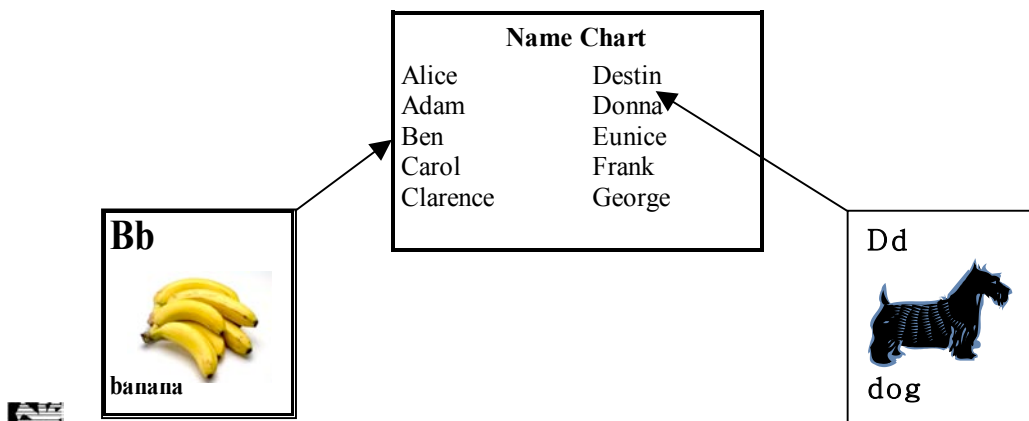
Materials:

- Alphabet charts
- Cards on which to write words and letters
- Writing utensils

Procedures: Alphabet charts serve many functions. This chart can be used as a tool with students who are learning to link letters to sounds and corresponding words. The alphabet chart may be displayed for use in centers (e.g., an independent writing center, publishing center, print making center). It can be placed in student writing folders as a quick reference sheet or hung in the classroom library, at eye level, for student use. Multiple copies can be made and used during small group reading and writing instruction. In addition, it can be enlarged to poster size for use during whole class instruction.



























There are many innovative ways in which teachers have used alphabet charts to improve letter learning during instruction. The following are a few ideas to get you started:

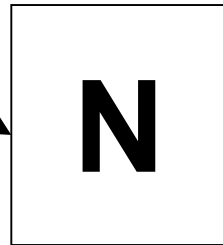
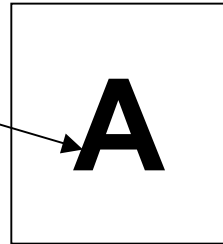
- 1) Children can search and find the letter whose sound and corresponding word match their own initial letter/sound for their name and the names of their classmates.




P-CHILD

- 2) Pass out individual alphabet charts to each child sitting in a small group. Taking turns, the children select one letter card (pre-made by the teacher) and match their card to the appropriate box on the chart. Continue until all the cards are matched. Adaptations might be for the students to name the letter and/or sound, as the cards are drawn. A more challenging variation would be for the child to give a word that starts with the letter or sound.


Alphabet abcdefghijklmnopqrstuvwxyz			
	Aa  apple	Bb  banana	
Cc  cat	Dd  dog	Ee  egg	Ff  fish
Gg  goat	Hh  hat	Ii  ice cream	Jj  jump
Kk  kite	Ll  lock	Mm  moon	Nn  nest
Oo  octopus	Pp  pig	Qq  queen	Rr  ring
Ss  sun	Tt  tent	Uu  umbrella	Vv  van
Ww  web	Xx  x-ray	Yy  yo-yo	Zz  zipper



- 3) Teacher and students can read the chart together. Variations are to read the chart in creative ways (e.g., consonants or vowels, letters with multiple sounds, by columns).



- 4) Charts placed in student writing folders allow students to be flexible in learning to recognize letter forms, letter sounds, and initial sound links in corresponding words while they write.



- 5) Teacher and students brainstorm together new words that can be added to a class alphabet chart. These words can be placed on cards and used to match with letters and initial letter sounds of words on the original alphabet chart.

Alphabet abcdefghijklmnopqrstuvwxyz			
Aa apple	Bb banana	Cc cat	Dd dog
Ee egg	Ff fish	Gg goat	Hh hat
Ii ice cream	Jj jump	Kk kite	Ll lock
Mm moon	Nn nest	Oo octopus	Pp pig
Qq queen	Rr ring	Ss sun	Tt tent
Uu umbrella	Vv van	Ww web	Xx x-ray
Yy yo-yo	Zz zipper		